PVC FITTINGS CATALOGUE

MASTER <

Box type	Dimensions
B	60x30x40cm
C	40x30x30cm

PVC PRESSURE FITTINGS - GENERAL CHARACTERISTICS

DESCRIPTION
PVC (polyvinyl chloride) fittings for use in pressurised Irrigation Systems, water adduction, chemical installations and for water treatment in general.

RANGE
Metric series from D 12 mm to D 315 mm
Threaded series from R 3/8" to R 4"
Transition series from D 16x3/8" to D 110x4"

COMPLIANCE WITH STANDARDS
Metric series with ISO 727, EN ISO 1452, EN ISO 15493; threaded and transition series with ISO 7-1, ISO 228-1.

RESISTANCE TO PRESSURE AT 20° C
Metric series PN 16 up to D 160 mm, PN 10 from D 180 to D 315; threaded and transition series PN 16.

MATERIALS
Fittings in U-PVC, gaskets in EPDM, reinforcing rings (TM3, GM3, MM3, RM3) in stainless steel AISI 430.

Astore PVC fittings have been certified by IIP (Plastic Italian Institute-Italy) according to EN ISO 1452, by WRAS (Water Regulation Advisory Scheme-Uk).

RACCORDI IN PVC RIGIDO - CARATTERISTICHE GENERALI

DESCRIZIONE
Raccordi in PVC (polivinile di cloruro) per utilizzo in condotte in pressione per impianti irrigui, acquedottistica, impianti chimici e per trattamento acque in generale.

GAMMA
Serie metrica da D 12 mm a D 315 mm
Serie filettata da R 3/8" a R 4"
Serie di passaggio da D 16x3/8" a D 110x4"

RIFERIMENTI NORMATIVI
Serie metrica secondo ISO 727, UNI EN ISO 1452, UNI EN ISO 15493; serie filettata e di passaggio secondo ISO 7-1, ISO 228-1.

RESISTENZA ALLA PRESSIONE A 20° C
Serie metrica PN 16 fino a D 160, da D 180 fino a D 315 PN 10; serie filettata e di passaggio PN 16.

MATERIALI
Raccordi in PVC non plastificato, guarnizioni in EPDM, anelli di rinforzo (TM3, GM3, MM3, RM3) in acciaio inox AISI 430.

I raccordi PVC Astore (brand proprietà di FIP) sono approvati da IIP Italia secondo la UNI EN ISO 1452, sono certificati WRAS (Water Regulation Advisory Scheme-UK).

PVC DRUCKFITTINGS - ALLGEMEINE EIGENSCHAFTEN

BESCHREIBUNG
Anschlüsse aus PVC (Polyvinylchlorid) zur Verwendung in Druckleitungen für Bewässerung-Systemen, Trinkwasser, chemische Anlagen und allgemein für Wasserbehandlung.

PRODUKTPALETTE
Metrische Reihe Klebefittings von D 12 mm bis D 315 mm
Gewindefittings Reihe von R 3/8" bis R 4"
Übergangsfittings von D 16x3/8" bis D 110x4"

NORMVORSCHRIFTEN
Metrische Reihe Klebefittings nach ISO 727, EN ISO 1452, EN ISO 15493; serie Gewindefittings und Übergangsfittings nach ISO 7-1, ISO 228-1.

WIDERSTAND ZUM DRUCK BEI 20° C
Metrische Reihe Klebefittings PN 16 bis Durchmesser D 160 mm und PN 10 bis Durchmesser D 315 mm, Gewinde und Übergangsreihe PN 16.

MATERIALIEN
Nicht plastifizierte Anschlüsse aus PVC, Dichtungen aus EPDM, Verstärkungring (TM3, GM3, MM3, RM3) aus AISI 430.

Astore Anschlusse wurden von IIP (Italienisches Institut für Kunststoffe – Italien) nach EN ISO 1452, WRAS (Water Regulation Advisory Scheme-Uk).

RACCORDS EN PVC RIGIDE - CARACTÉRISTIQUES GÉNÉRALES

DESCRIPTION
Raccords en PVC (polyvinyle de chlorure) pour canalisations sous pression, pour l'installations y l'adduction d'eau potable, l'irrigation, pour les industries chimiques, pour les piscines et le traitement des eaux en général.

GAMME
Série métrique de D 12 mm à D 315 mm
Série fileté de R 3/8" à R 4"
Série mixte de D 16x3/8" à D 110x4".

NORMES DE RÉFÉRENCE
Série métrique conforme à ISO 727, EN ISO 1452, EN ISO 15493; série fileté et mixte conforme à ISO 7-1, ISO 228-1.

RÉSISTANCE À LA PRESSION A 20° C
Série métrique PN 16 jusqu'à D 160 mm, de D 180 jusqu'à D 315 PN 10; série fileté et mixte PN 16.

MATÉRIAUX
Raccords en PVC non plastifié, joints d'étanchéité en EPDM, anneau de renfort (TM3, GM3, MM3, RM3) en acier inox AISI 430.

Les raccords en PVC Astore ont été certifiés par l'IIP (Istitute Italien Plastique-Italie) selon EN ISO 1452, par WRAS (Water Regulation Advisory Scheme-Uk).

ACCESORIOS EN PVC PRESIÓN - CARACTERISTICAS GENERALS

DESCRIPCIÓN
Accesorios de PVC (cloruro de polivinilo) para uso en conductos presurisados, instalaciones de riego, agua potable, instalaciones quimicas tratamiento de agua en general.

GAMA
Serie métrica de D 12 mm a D 315 mm
Serie roscada de R 3/8" a R 4"
Serie mixta de D 16x3/8" a D 110x4".

NORMAS DE REFERENCIA
Serie métrica segùn la norma ISO 727, EN ISO 1452, EN ISO 15493; serie roscada y mixta segùn la norma ISO 7-1, ISO 228-1.

RESISTENCIA A LA PRESIÓN A 20° C
Serie métrica de D 12 a D 160 PN 16, de D 180 a D 315 PN 10; serie roscada y mixta PN 16.

MATERIALES
Accesorios en PVC rigido, juntas en EPDM, anillo de refuerzo (TM3, GM3, MM3, RM3) en acero AISI 430.

Los accesorios de PVC Astore han sido certificados por IIP (Istituto Italiano de los Plasticos) según EN ISO 1452, WRAS (Water Regulation Advisory Scheme-Uk).

PVC TECHNICAL CHARACTERISTICS

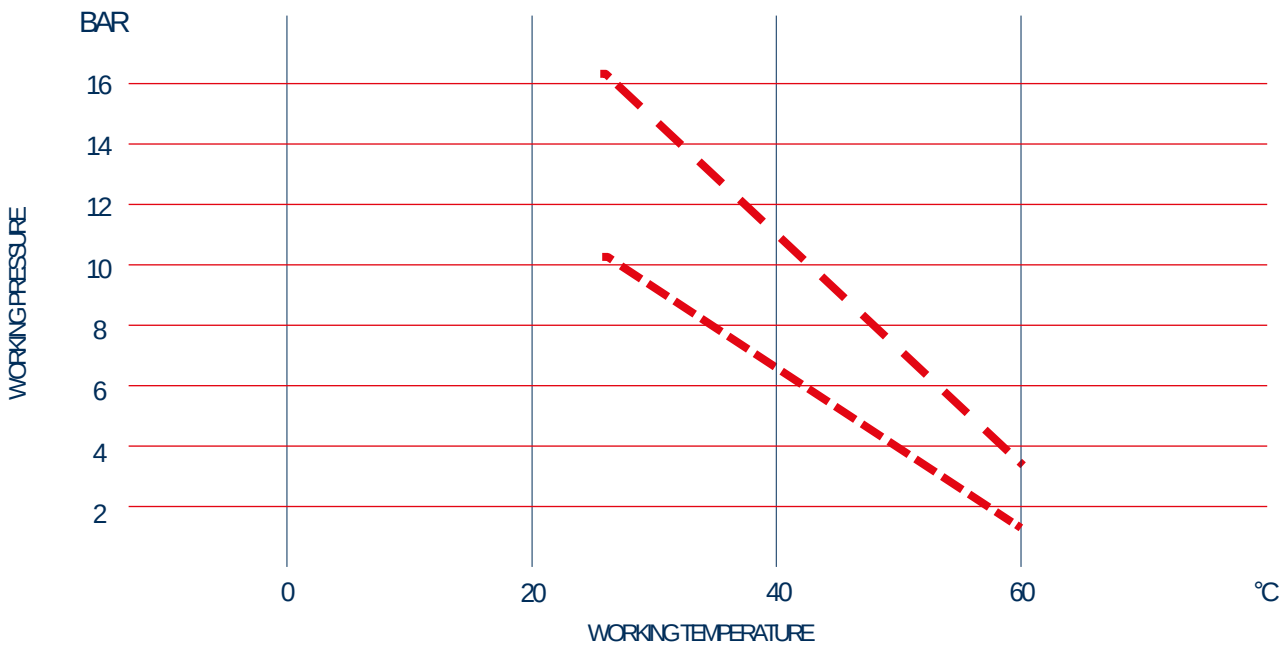

COMPANY & PRODUCT APPROVAL

Italian Institute of Plastics (IIP) has attested the conformity (property of FIP - Formatura Iniezione Polimeri) to production system to norm EN ISO 9001 (certificate N° 1). FIP has also obtained the certification EN ISO 14001 of his own Environmental Management System. This means how this company is envolved in diminishing the impact of his own activities on atmosphere according to norm EN ISO 14001. This implies an improvement of the production process with an efficiency increase, the substantial reduction of the energetic consumption and the optimization of the refusals. The certificate testifies a further step towards a better qualitative standard. PVC fittings are "made in Italy".
Fittings, clamp saddles, compression fittings and ball valves are tested for the use in contact with potable water according to DM174/2004 (Italian Ministerial Decree); fittings and ball valves are certified according WRAS (Water Regulations Advisory Scheme) and ACS (Attestation de Conformité Sanitaire). Furthermore, NSF, with the Quality Registration Mark "Origin and Quality Controlled" (OQC), states also the compatibility of the products to convey potable water; detailed list of the certified products is reported in NSF OQC listing on the website www.nsf.org.

L'Istituto Italiano dei Plastici (IIP) ha ufficialmente attestato la conformità del sistema di qualità di "FIP - Formatura Iniezione Polimeri" alla norma UNI EN ISO 9001 (certificato N° 1) per l'attività di stampaggio ad iniezione di raccordi e parti di valvole in materiali termoplastici e assemblaggio di valvole. Fip ha anche ottenuto la certificazione UNI EN ISO 14001 del proprio Sistema di Gestione Ambientale, inteso come tutto quanto è in potere dell'azienda per minimizzare l'impatto delle proprie attività sull'ambiente seguendo i requisiti della norma UNI EN ISO 14001.
Questo implica un miglioramento del processo produttivo con un incremento di efficienza, la riduzione sostanziale dei consumi energetici e l'ottimizzazione della gestione rifiuti. Il certificato testimonia un ulteriore passo avanti nell'innalzamento dello standard qualitativo aziendale.
Raccordi, Staffe, Giunti a compressione e valvole a sfera sono testati per verificarne l'idoneità al contatto con acqua potabile secondo il DM174/2004; raccordi e valvole a sfera sono certificati secondo WRAS (Water Regulations Advisory Scheme) e ACS (Attestation de Conformité Sanitaire). Inoltre, NSF, con il marchio OQC (Origine e Qualità Controllata), dichiara anche la compatibilità dei prodotti per il convogliamento di acqua potabile; la lista dettagliata dei prodotti certificati è riportata nel listing OQC di NSF visibile nel sito www.nsf.org.

UNI iiP 122 — UNI

Licenziataria del marchio per
raccordi di PVC secondo la classific. UNI EN ISO 1452 PVC-U 250 (MRS 25 MPa)
(vedi notiziario I.I.P.)

IdentificationNo. / InscriptionNo. / Markregistierung No. / Iscrizione No. 122

Articolo/Article Artikle/Article	D. mm.	PN/N PN/P
TI1	20 ÷ 110	PN16
GO1	20 ÷ 110	PN16
GY1	20 ÷ 110	PN16
MA1	20 ÷ 110	PN16
CA1	20 ÷ 110	PN16
CU1	20 ÷ 110	PN16
RC1	25x20 ÷ 110x90	PN16

SISTEMA DI GESTIONE
UNI EN ISO 9001 CERT.IIP N° 1 UNI EN ISO 14001 CERT.IIP N° 70

ORIGINE E QUALITÀ CONTROLLATA

WRAS APPROVED PRODUCT

TI4

TEE 90° TI A 90° T 90° TE A 90° TE 90°

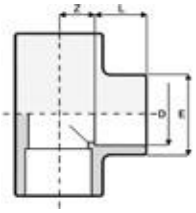

D	L	Z	E	g	Ref.	Box	Master
16	14	9	23	13	TE400160	700	C
20	16	11	27	22	TE400200	400	C
25	19	14	33	42	TE400250	220	C
32	22	18	40	66	TE400320	130	C
40	26	22	49	99	TE400400	70	C
50	31	26	61	162	TE400500	80	B
63	38	33	75	286	TE400630	45	B
75	44	39	89	505	TE400750	30	B
90	51	47	106	795	TE400900	18	B
110	61	61	131	1590	TE401100	8	B
125	69	66	146	2020	TE401250	6	B
140	76	72	163	2740	TE401400	4	B
160	86	82	186	4042	TE401600	3	B
200	106	102	230	6960	TE402000	2	–
225	119	115	258	9600	TE402250	1	B

EL5

ELBOW 90° GOMITO A 90° WINKEL 90° COUDE A 90° CODO 90°

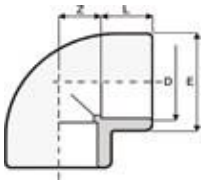

D	L	Z	E	g	Ref.	Box	Master
16	14	9	23	14	EL500160	1100	C
20	16	11	28	25	EL500200	600	C
25	19	14	34	35	EL500250	350	C
32	22	17	39	38	EL500320	200	C
40	26	21	51	95	EL500400	100	C
50	31	26	59	114	EL500500	60	C
63	38	33	75	197	EL500630	60	B
75	44	39	89	402	EL500750	40	B
90	51	47	106	600	EL500900	25	B
110	61	57	129	1020	EL501100	14	B
125	69	66	146	1385	EL501250	8	B
140	76	72	163	2125	EL501400	6	B
160	86	82	186	2920	EL501600	4	B
200	106	102	230	5400	EL502000	2	B
225	119	115	258	7550	EL502250	2	–

EY5

ELBOW 45° GOMITO A 45° WINKEL 45° COUDE A 45° CODO 45°

D	L	Z	E	g	Ref.	Box	Master
16	14	5	23	20	EY500160	1000	C
20	16	5	28	20	EY500200	600	C
25	19	6	34	25	EY500250	400	C
32	22	8	42	45	EY500320	200	C
40	26	10	51	75	EY500400	130	C
50	31	12	61	117	EY500500	150	B
63	38	14	75	230	EY500630	65	B
75	44	17	89	300	EY500750	50	B
90	51	20	106	420	EY500900	25	B
110	61	24	129	835	EY501100	16	B
125	69	27	145	1085	EY501250	12	B
140	76	31	163	1620	EY501400	6	B
160	86	35	186	2265	EY501600	5	B
200	108	48	230	4500	EY502000	2	B
225	121	55	260	6400	EY502250	2	B

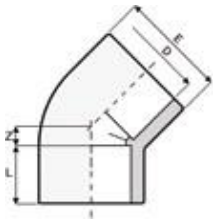

SO1

SOCKET MANICOTTO MUFFEN MANCHON MANGUITO

D	L	Z	E	g	Ref.	Box	Master
16	14	3	23	10	SO100160	1450	C
20	16	3	28	15	SO100200	900	C
25	19	3	34	20	SO100250	500	C
32	22	3	42	30	SO100320	300	C
40	26	3	51	60	SO100400	150	C
50	31	3	58	64	SO100400	100	C
63	38	3	75	140	SO100630	90	B
75	44	4	89	215	SO100750	70	B
90	51	20	106	355	SO100900	40	B
110	61	5	129	593	SO101100	25	B
125	69	67	145	935	SO101250	20	B
140	76	8	162	1230	SO101400	10	B
160	86	8	182	1380	SO101600	6	B
200	106	12	231	3810	SO102000	3	B
225	119	11	262	4755	SO102250	2	B

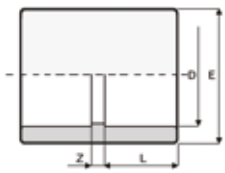

TR4

REDUCING TEE TI RIDOTTO T REDUZIERT TE REDUIT TE REDUCIDA

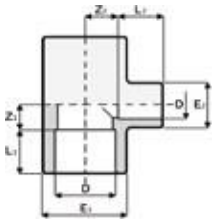

DxD	L1	L2	Z1	Z2	E1	E2	g	Ref.	Box	Master
20x16	16	14	11	11	28	23	30	TR40020A	400	C
25x16	19	14	14	14	34	23	45	TR40025A	250	C
25x20	19	16	14	14	34	28	45	TR40025B	250	C
32x16	22	14	17	17	42	23	65	TR40032A	150	C
32x20	22	16	17	17	42	28	65	TR40032B	150	C
32x25	22	19	17	17	42	34	65	TR40032C	150	C
40x16	26	14	21	21	51	23	105	TR40040A	70	C
40x20	26	16	21	21	51	28	110	TR40040B	70	C
40x25	26	19	21	21	51	34	110	TR40040C	70	C
40x32	26	22	21	21	51	42	110	TR40040D	70	C
50x20	31	16	26	26	61	29	180	TR40050B	90	B
50x25	31	19	26	26	61	35	182	TR40050C	90	B
50x32	31	22	26	26	61	42	183	TR40050D	90	B
50x40	31	26	26	26	61	51	184	TR40050E	90	B
63x20	38	16	33	33	75	28	275	TR40063B	60	B
63x25	38	19	33	33	75	36	304	TR40063C	45	B
63x32	38	22	33	33	75	43	306	TR40063D	50	B
63x40	38	26	33	33	75	52	313	TR40063E	45	B
63x50	38	31	33	33	75	62	325	TR40063F	50	B
75x32	44	22	39	39	89	42	455	TR40075D	35	B
75x40	44	26	39	39	89	51	455	TR40075E	30	B
75x50	44	31	39	39	89	61	460	TR40075F	30	B
75x63	44	38	39	39	89	75	470	TR40075G	30	B
90x40	51	26	47	47	106	51	715	TR40090E	20	B
90x50	51	31	47	47	106	61	720	TR40090F	20	B
90x63	51	38	47	47	106	75	725	TR40090G	20	B
90x75	51	44	47	47	106	89	750	TR40090H	20	B
110x50	61	31	57	57	129	61	1250	TR40110F	12	B
110x63	61	38	57	57	129	75	1303	TR40110G	12	B
110x75	61	44	57	57	129	89	1270	TR40110H	10	B
110x90	61	51	57	57	129	106	1315	TR40110I	10	B
160x110	86	61	82	57	187	131	3744	TR40160L	3	B

HN6

HOSE ADAPTOR PORTAGOMMA DRUCKSCHLAUCHTULLE DOUILLE ESPIGA

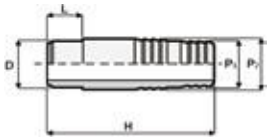

DxP2xP1	L	H	g	Ref.	Box	Master
16x18x16	14	60	12	HN600160	800	-
20x22x20	16	67	17	HN600200	250	-
25x27x25	19	81	26	HN600250	200	-
32x32x30	22	97	40	HN600320	100	-
40x42x40	26	104	78	HN600400	100	C
50x52x50	31	111	113	HN600500	40	-
63x64x60	38	123	170	HN600630	40	C

RS1

REDUCING SOCKET MANICOTTO RIDOTTO MUFFEN REDUZIERT MANCHON REDUIT MANGUITO REDUCIDO

DxD	L1	L2	Z	E1	E2	Fig.	g	Ref.	Box	Master
20x16	16	14	6	28	23	B	10	RS10020A	1000	C
25x20	19	16	6	34	28	B	13	RS10025B	500	C
32x25	22	19	6	42	34	B	37	RS10032C	300	C
40X32	26	22	6	51	42	B	55	RS10040D	150	C
50x40	31	26	6	61	51	B	80	RS10050E	100	C
63x50	38	31	6	75	61	B	130	RS10063F	60	C
75x63	44	38	4	89	75	A	210	RS10075G	80	B
90x75	51	44	5	106	89	A	370	RS10090H	50	B
110x90	61	51	6	129	106	A	528	RS10110I	35	B
125x110	69	61	24	145	129	B	809	RS10125L	16	B
140X110	76	61	25	160	129	B	1166	RS10140L	15	B

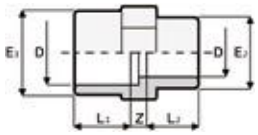

> Fig. A

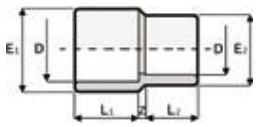

> Fig. B

RL1

REDUCING SOCKET MALE/FEMALE RIDUZIONE MASCHIO/FEMMINA REDUKTION KLEBESTUTZEN UND KLEBEMUFFE
REDUCTION MALE/FEMELLE REDUCCION MACHO/HEMBRA

DxD	L1	L2	Z	E	g	Ref.	Box	Master
140x110 *	76	61	92	129	809	1R.RL1.15L.00	16	B
160x110	86	61	125	137	1270	RM160110	12	B

* AVAILABLE TILL STOCK EXHAUST DISPONIBILE FINO A ESAURIMENTO SCORTE

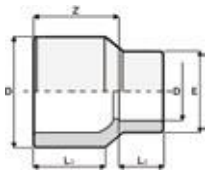

CR

CROSS CROCE KREUZ CROIX CRUZ

D	L	Z	E	g	Ref.	Box	Master
25	19	14	35	60	CR300250	80	–
32	22	18	43	105	CR300320	50	C
40	26	23	52	175	CR300400	40	C
50	31	27	64	265	CR300500	20	C
63	38	33,5	79	505	CR300630	12	C

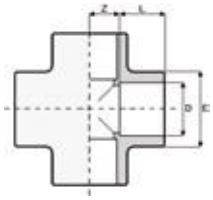

RC1

REDUCING BUSH RIDUZIONE A BUSSOLA REDUKTION REDUCTION SIMPLE CASQUILLO REDUCCION

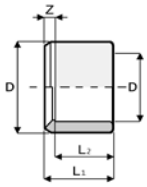

Fig. A

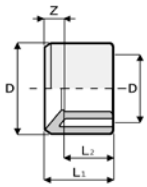

Fig. B

DxD	L1	L2	Z	Fig.	g	Ref.	Box	Master
20x16	16	14	2	A	5	RB90020A	1100	-
25x16	19	14	5	B	10	RB90025A	2200	C
25x20	19	16	3	A	5	RB90025B	2200	C
32x16	22	14	8	B	15	RB90032A	1100	C
32x20	22	16	6	B	18	RB90032B	1100	C
32x25	22	19	3	A	10	RB90032C	1100	C
40x20	26	16	10	B	25	RB90040B	600	C
40x25	26	19	7	B	32	RB90040C	600	C
40x32	26	22	4	A	15	RB90040D	600	C
50x20	31	16	15	B	50	RB90050B	300	C
50x25	31	19	12	B	45	RB90050C	300	C
50x32	31	22	9	B	44	RB90050D	300	C
50x40	31	26	5	A	32	RB90050E	300	C
63x32	38	22	16	B	80	RB90063D	150	C
63x40	38	26	12	B	80	RB90063E	150	C
63x50	38	31	7	A	65	RB90063F	150	C
75x40	44	26	18	B	120	RB90075E	100	C
75x50	44	31	13	B	120	RB90075F	100	C
75x63	44	38	6	A	85	RB90075G	100	C
90x50	51	31	20	B	220	RB90090F	100	B
90x63	51	38	13	B	205	RB90090G	100	B
90x75	51	44	7	A	150	RB90090H	100	B
110x63	61	38	23	B	375	RB90110G	60	B
110x75	61	44	17	B	380	RB90110H	60	B
110x90	61	51	9	A	280	RB90110I	60	B
125x75	69	44	25	B	440	RB90125H	24	C
125x90	69	51	18	B	455	RB90125I	24	C
125x110	69	61	8	A	300	RB90125L	24	C
140x90	76	51	25	B	315	RB90140I	30	B
140x110	76	61	15	B	460	RB90140L	30	B
140x125	76	69	7	B	330	RB90140M	30	B
160x90	86	51	35	B	1040	RB90160I	9	C
160x110	86	61	25	A	795	RB90160L	20	B
160x125	86	69	17	B	715	RB90160M	20	B
160x140	86	76	10	B	710	RB90160N	20	B
200x160	106	86	20	B	1310	RB90200O	10	B
225x160	119	86	33	B	1840	RB90225O	6	B
225x200	119	106	13	A	1196	RB90225P	7	B

CA7

CAP CALOTTA KAPPE BOUCHON TAPON

D	L	H	E	Fig.	g	Ref.	Box	Master
16	14	22	23	B	49	CA700160	2000	C
20	16	24	28	A	49	CA700200	1200	C
25	19	27	34	A	49	CA700250	800	C
32	22	30	42	A	33	CA700320	400	C
40	26	35	51	A	50	CA700400	150	C
50	31	40	61	A	70	CA700400	150	C
63	38	48	75	A	115	CA700630	90	C
75	44	59	89	B	228	CA700750	50	C
90	51	67	106	B	349	CA700900	30	C
110	61	77	129	B	530	CA701100	20	C
125	69	98	145	A	660	CA701250	30	B
140	76	108	162	A	860	CA701400	20	B
160	86	123	182	A	1080	CA701600	13	B
225	119	163	260	A	3000	CA702250	4	C

> Fig. A

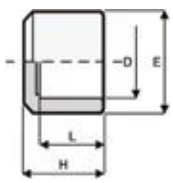

> Fig. B

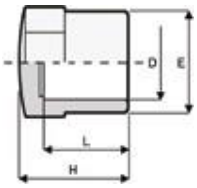

BE3

BEND 90° CURVA A 90° BOGEN 90° COURBE A 90° CURVAS 90°

D	L	Z	E	g	Ref.	Box	Master
20	16	40	27	35	BE300200	300	C
25	19	50	33	56	BE300250	150	C
32	22	65	41	96	BE300320	90	C
40	26	80	50	170	BE300400	100	B
50	31	100	61	310	BE300500	50	B
63	38	126	77	510	BE300630	25	B
75	44	150	94	995	BE300750	15	B
90	51	180	113	1765	BE300900	8	B
110	61	220	137	2805	BE301100	5	B

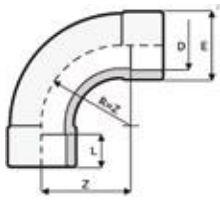

BO1

UNION WITH O-RING BOCCHETTONE CON O-RING VERSCHRAUBUNG MIT O-RING UNION AVEC O-RING ENLACE 3 PIEZAS CON O-RING

D	L	Z1	Z2	F	E	O-R	g	Pn	Ref.	Box	Master
16	11	3	10	3/4"	31	3062	30	16	UN800160	700	C
20	16	3	10	1"	42	4081	42	16	UN800200	350	C
25	19	3	10	1 1/4"	52	4112	70	16	UN800250	200	C
32	22	3	10	1 1/2"	59	4131	97	16	UN800320	140	C
40	26	3	12	2"	72	6162	156	16	UN800400	80	C
50	31	3	14	2 1/4"	79	6187	216	16	UN800400	50	C
63	38	3	18	2 3/4"	96	6237	368	16	UN800630	30	C
75	44	3	18	3 1/2"	120	6300	590	10	UN800750	15	C
90	51	5	18	4"	135	6362	770	10	UN800900	12	C
110	61	5	18	5"	163	6450	1300	10	UN801100	12	B

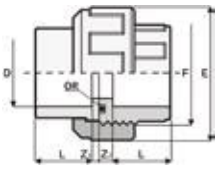

BR0

LOOSE FLANGE FLANGIA LIBERA FLANSCH BRIDE LIBRE BRIDA

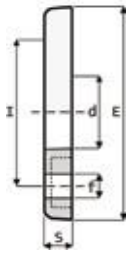

D	DN	d	E	S	I	f	n°drill	g	Bolts	Ref.	Box	Master
20	15	28	96	11	65	14	4	70	M12x70	BR000200	220	C
25	20	34	107	12	75	14	4	85	M12x70	BR000250	150	C
32	25	42	117	14	85	14	4	120	M12x70	BR000320	120	C
40	32	51	143	15	100	18	4	190	M16x85	BR000400	60	C
50	40	62	153	16	110	18	4	225	M16x85	BR000400	65	C
63	50	78	165	18	125	18	4	295	M16x85	BR000630	50	C
75	65	92	188	19	145	18	4	390	M16x95	BR000750	35	C
90	80	110	203	20	160	18	8	460	M16x100	BR000900	30	C
110	100	132	222	22	180	18	8	515	M16x100	BR001100	20	C
125	125	149	250	26	210	18	8	950	M16x100	BR001250	16	C
140	125	167	250	26	210	18	8	813	M16x110	BR001400	25	B
160	150	190	285	28	240	22	8	1285	M20x120	BR001600	20	B
200	200	235	341	30	295	22	8/12	2045/1930	M20x120	BR002000	10	B
225	200	253	341	30	295	22	8/12	1950/1250	M20x140	BR002250	10	B
250	250	281	395	33	350	22	12	2780	M40x140	BR002500	8	B
280	250	309	396	35	350	22	12	1880	M20x160	BR002800	-	-
315	300	349	465	40	400	22	12	3050	M20x180	BR003150	-	-

FF0

FIXED FLANGE FLANGIA FISSA FLANSCH BRIDE FIXE BRIDA CON MANGUITO

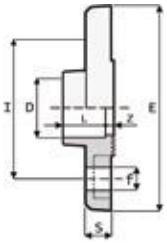

D	DN	L	Z	E	I	f	S	n°drill	g	Bolts	Ref.	Box	Master
20	15	16	4	95	65	14	11	4	70	M12x55	FF000200	150	C
25	20	19	4	105	75	14	12	4	87	M12x60	FF000250	80	-
32	25	22	4	115	85	14	14	4	137	M12x60	FF000320	48	-
40	32	26	4	140	100	18	15	4	237	M16x70	FF000400	24	-
50	40	31	5	150	110	18	16	4	280	M16x75	FF000400	20	-
63	50	38	5	165	125	18	18	4	395	M16x80	FF000630	14	-
75	65	44	6	185	145	18	19	8	555	M16x90	FF000750	12	-
90	80	51	7	200	160	18	20	8	780	M16x90	FF000900	12	C
110	100	61	8	220	180	18	22	8	1070	M16x100	FF001100	6	C

BF0

BLANK FLANGE FLANGIA CIECA BLIND FLANSCH BRIDE FAUSSE BRIDA CIECAS

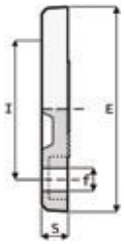

D	DN	E	S	I	f	n°drill	g	Bolts	Ref.	Box	Master
20	15	95	11	64	14	4	99	M12x55	BF000200	250	C
25	20	105	12	76	14	4	106	M12x60	BF000250	150	C
32	25	115	14	86	14	4	206	M12x60	BF000320	120	C
40	32	141	15	100	18	4	295	M16x70	BF000400	90	C
50	40	150	16	111	18	4	327	M16x75	BF000400	70	C
63	50	165	18	126	18	4	358	M16x80	BF000630	30	C
75	65	185	19	145	18	4	444	M16x90	BF000750	26	C
90	80	200	20	160	18	8	570	M16x90	BF000900	24	C
110	100	220	22	180	18	8	766	M16x100	BF001100	18	C

QR1

STUB COLLARE BUNDBUCHSE COLLET MANGUITO PORTABRIDA

D	L	Z	d	S	E	g	Ref.	Box	Master
20	16	3	27	6	34	10	QR100200	1200	C
25	19	3	33	7	41	16	QR100250	750	C
32	22	3	41	7	50	26	QR100320	400	C
40	26	3	50	8	61	42	QR100400	250	C
50	31	4	61	8	73	63	QR100400	150	C
63	38	4	76	9	90	112	QR100630	80	C
75	44	3	90	10	106	169	QR100750	50	C
90	51	5	108	11	125	273	QR100900	48	B
110	61	5	131	12	150	439	QR101100	32	B
125	69	5	147	15	168	598	QR101250	25	B
140	76	5	165	14	188	817	QR101400	20	B
160	86	4	188	16	212	1112	QR101600	10	B
200	106	10	233	20	254	2013	QR102000	7	B
225	119	8	248	26	274	1927	QR102250	6	B
250	131	11	274	21	308	2427	QR102500	4	B

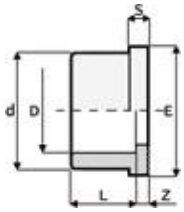

TY4

TEE 45° TI A 45° T 45° TE A 45° TE 45°

D	L	Z1	Z2	E	g	Ref.	Box	Master
20	16	7	30	27	39	TY400200	200	–
25	19	7	35	33	62	TY400250	100	–
32	22	9	44	41	110	TY400320	60	C
40	26	11	55	50	190	TY400400	50	C
50	31	12	68	63	326	TY400400	20	C
63	38	15	85	78	584	TY400630	15	B

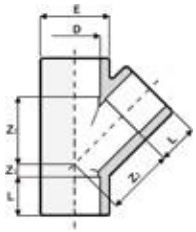

ST1

PIPE CLIP IN PP* SUPPORTO IN PP PER TUBI* PP ROHRKLEMME* SUPPORT EN PP POUR TUYAUX* PINZAS EN PP*

D	H	L	d2	d1	h	f	Fig.	g	Ref.	Pack	Box	Master
16	23	28	5,5	10,5	7,5	16	A	5	ST100160	10	1500	C
20	25	33	5,5	10,5	7,5	16	A	7	ST100200	10	1100	C
25	27,5	38	5,5	10,5	7,5	16	A	8	ST100250	10	900	C
32	31	48	5,5	10,5	7,5	16	A	13	ST100320	10	600	C
40	41,5	54	5,5	10,5	7,5	20	B	23	ST100400	10	370	C
50	46,5	64,5	7	14	9	23	B	29	ST100400	10	240	C
63	56	80	7	14	9	25	B	39	ST100630	10	280	B
75	63,5	94	9	17	10,5	27,5	B	55	ST100750	10	240	B
90	72	115	9	17	13,5	30	B	85	ST100900	10	100	B
110	84	139	9	17	14	30	B	100	ST101100	10	100	B

> Fig. A

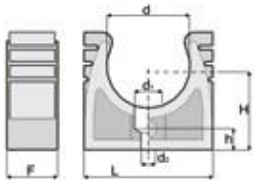

> Fig. B

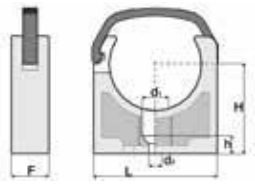

* AVAILABLE ALSO IN BLACK PE

TE4

TEE 90° TI A 90° T 90° TE A 90° TE 90°

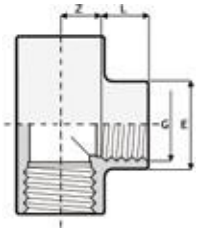

G	L	Z	E	g	Ref.	Box	Master
3/8”	11,4	11,6	23	37	TE410160	700	C
1/2”	15	13	28	30	TE410200	400	C
3/4”	16,3	16,7	35	55	TE410250	220	C
1”	19,1	19,9	43	80	TE410320	120	C
1 1/4”	21,4	25,6	51	132	TE410400	70	C
1 1/2”	21,4	35,6	61	255	TE410500	80	B
2”	25,7	45,3	75	450	TE410630	45	B
2 1/2”	30,2	52,8	89	595	TE410750	30	B
3”	33,3	64,7	106	1040	TE410900	18	B
4”	39,3	78,7	129	1415	TE411100	10	B

EL5

ELBOW 90° GOMITO A 90° WINKEL 90° COUDE A 90° CODO 90°

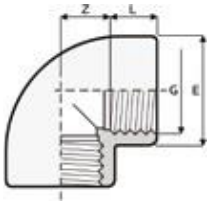

G	L	Z	E	g	Ref.	Box	Master
3/8”	11,4	11,6	23	27	EL510160	1100	C
1/2”	15	11	28	25	EL510200	600	C
3/4”	16,3	16,7	35	40	EL510250	300	C
1”	19,1	19,9	43	65	EL510320	170	C
1 1/4"	21,4	27	54	130	EL510400	100	C
1 1/2"	21,4	36	61	185	EL510500	60	C
2”	25,7	45,3	76	340	EL510630	60	B
2 1/2”	30,2	52,8	89	455	EL510750	40	B
3”	33,3	64,7	106	545	EL510900	25	B
4”	39,3	78,7	129	1030	EL511100	14	B

SO1

SOCKET MANICOTTO MUFFEN MANCHON MANGUITO

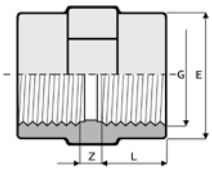

G	L	Z	E	g	Ref.	Box	Master
3/8"	11,4	8	23,5	10	SO110160	1300	C
1/2"	15	7	28,5	17	SO110200	700	C
3/4"	16,3	8,5	35	26	SO110250	450	C
1"	19,1	9	43	42	SO110320	250	C
1 1/4"	21,4	11	50	53	SO110400	150	C
1 1/2"	21,4	17,5	61	108	SO110500	100	C
2"	25,7	19,5	76	190	SO110630	50	C
2 1/2"	30,2	9	89	215	SO110750	80	B
3"	33,3	10	103	305	SO110900	60	B
4"	39,3	11	130	652	SO111100	35	B

NI5

NIPPLE NIPPLO DOPPELNIPPEL MAMMELON DOBLE MANGUITO ROSCADO

G	L	H	O	g	Ref.	Box	Master
3/8”	11,4	33	22	5	NI510160	2400	C
1/2”	15	42	24	10	NI510200	1000	C
3/4”	16,3	44	30	20	NI510250	700	C
1”	19,1	50	36	30	NI510320	400	C
1 1/4”	21,4	58	46	45	NI510400	200	C
1 1/2”	21,4	58	50	63	NI510500	150	C
2”	25,7	66	65	105	NI510630	80	C
2 1/2”	30,2	78	80	175	NI510750	100	B
3”	33,3	85	95	245	NI510900	70	B
4”	39,3	96	120	348	NI511100	35	B

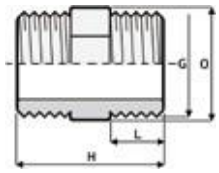

NR6

REDUCING NIPPLE NIPPLO RIDOTTO REDUZIERTNIPPEL MAMMELON REDUIT DOBLE MANGUITO ROSCADO

GxG	L1	L2	H	O	g	Ref.	Box	Master
1/2”x3/8”	15	11,4	38	24	14	NR61020A	1000	C
3/4”x1/2”	16,3	15	43	30	15	NR61025B	700	C
1”x3/4”	19,1	16,3	47	36	25	NR61032C	400	C
1 1/4”x1”	21,4	19,1	56	46	40	NR61040D	250	C
1 1/2”x1 1/4”	21,4	21,4	58	50	60	NR61050E	150	C
2”x1 1/2”	25,7	21,4	62	65	90	NR61063F	100	C
2 1/2”x2”	30,2	25,7	72	80	155	NR61075G	100	B
3”x2 1/2”	33,3	30,2	82	95	240	NR61090H	70	B
4”x3”	39,3	33,3	90	120	357	NR61110I	24	B

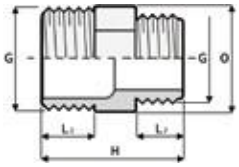

RS1

REDUCING SOCKET MANICOTTO RIDOTTO REDUZIERTMUFFEN MANCHON REDUIT MANGUITO REDUCIDO

GxG	L1	L2	Z	E1	E2	g	Ref.	Box	Master
1/2”x3/8”	15	11,4	6	28	23	7	RS11020A	900	C
3/4”x1/2”	16,3	15	7	34	28	25	RS11025B	500	C
1”x3/4”	19,1	16,3	7	42	34	40	RS11032C	300	C
1 1/4”x1”	21,4	19,1	8	51	42	34	RS11040D	150	C
1 1/2”x1 1/4”	21,4	21,4	8	58	51	79	RS11050E	100	C
2”x1 1/2”	25,7	21,4	8	72	58	130	RS11063F	90	C
2 1/2”x2”	30,2	25,7	8	89	72	178	RS11075G	100	B
3”x2 1/2”	33,3	30,2	9	103	89	226	RS11090H	50	B
4”x3”	39,3	33,3	10	130	103	515	RS11110I	40	B

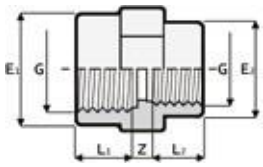

CA7

CAP CALOTTA KAPPE BOUCHON TAPON

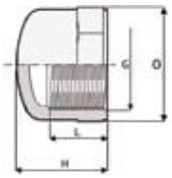

Fig. A

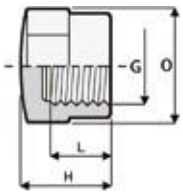

Fig. B

G	L	H	E	Fig.	g	Ref.	Box	Master
3/8”	11,4	19	23	A	6	CA710160	1200	-
1/2”	15	25	28	A	10	CA710200	1200	C
3/4”	16,3	27	34	A	15	CA710250	750	C
1”	19,1	31	42	A	27	CA710320	400	C
1 1/4”	21,4	35	51	A	40	CA710400	250	C
1 1/2”	21,4	36	58	A	53	CA710500	150	C
2”	25,7	42	71	A	85	CA710630	90	C
2 1/2”	30,2	48	89	B	200	CA710750	70	C
3”	33,3	53	105	B	288	CA710900	40	C
4”	39,3	59	129	B	427	CA711100	20	C

RE6

REDUCER MALE/FEMALE RIDUZIONE MASCHIO/FEMMINA REDUZIERTSTUCKE REDUCTION MALE/FEMELLE REDUCCION MACHO/HEMBRA

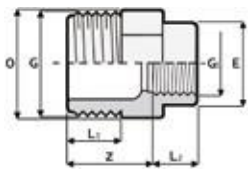

GxG1	L1	L2	Z	E	O	g	Ref.	Box	Master
1/2”x3/8”	15	11,4	24	23	24	21	RE61020A	1200	C
3/4”x3/8”	16,3	11,4	25	23	30	15	RE61025A	700	C
3/4”x1/2”	16,3	15	26	28	30	20	RE61025B	700	C
1”x3/8”	19,1	11,4	28	23	36	37	RE61032A	500	C
1”x1/2”	19,1	15	29	28	36	25	RE61032B	500	C
1”x3/4”	19,1	16,3	30	34	36	30	RE61032C	450	C
1 1/4”x1/2”	21,4	15	33	28	46	41	RE61040B	250	C
1 1/4”x3/4”	21,4	16,3	33	34	46	45	RE61040C	250	C
1 1/4”x1”	21,4	19,1	33	42	46	50	RE61040D	250	C
1 1/2”x3/4”	21,4	16,3	34	34	50	50	RE61050C	220	C
1 1/2”x1”	21,4	19,1	34	42	50	54	RE61050D	200	C
1 1/2”x1 1/4”	21,4	21,4	34	51	55	79	RE61050E	150	C
2”x1”	25,7	19,1	37	42	65	95	RE61063D	100	C
2”x1 1/4”	25,7	21,4	37	51	65	106	RE61063E	100	C
2”x1 1/2”	25,7	21,4	37	58	65	105	RE61063F	100	C
2 1/2”x1 1/4”	30,2	21,4	43	51	80	140	RE61075E	80	C
2 1/2”x1 1/2”	30,2	21,4	43	58	80	145	RE61075F	60	C
2 1/2”x2”	30,2	25,7	43	72	80	160	RE61075G	60	C
3”x1 1/2”	33,3	21,4	47	58	95	199	RE61090F	30	C
3”x2”	33,3	25,7	47	72	95	215	RE61090G	30	C
3”x2 1/2”	33,3	30,2	47	89	95	230	RE61090H	30	C
4”x2”	39,3	25,7	53	72	120	340	RE61110G	55	B
4”x2 1/2”	39,3	30,2	53	89	120	355	RE61110H	55	B
4”x3”	39,3	33,3	53	103	120	200	RE61110I	45	B

RE2

MALE/FEMALE ADAPTOR MAGGIORATORE MASCHIO/FEMMINA REDUZIERTMUFFENNIPPEL MANCHON MALE/FEMELLE MANGUITO MACHO/HEMBRA

GxG	L1	L2	Z	O	E	g	Ref.	Box	Master
3/8"x1/2"	11,4	15	22	30	28	27	RE21016B	1000	C
1/2"x3/4"	15	16,3	24	36	34	15	RE21020C	600	C
3/4"x1"	16,3	19,1	26	46	42	40	RE21025D	300	C
1"x1 1/4"	19,1	21,4	30	55	51	72	RE21032E	200	C
1 1/4"x1 1/2"	21,4	21,4	33	60	58	83	RE21040F	150	C
1 1/2"x2"	21,4	25,7	34	75	72	125	RE21050G	90	C
2"x2 1/2"	25,7	30,2	38	90	89	202	RE21063H	100	B
2 1/2"x3"	30,2	33,3	44	105	103	240	RE21075I	75	B
3"x4"	33,3	39,3	48	130	130	333	RE21090L	40	B

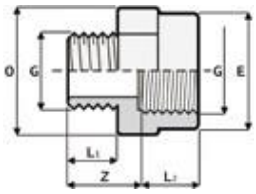

PL7

PLUG TAPPO STOPFEN BOUCHON MALE TAPON MACHO

G	L	H	O	g	Ref.	Box	Master
3/8"	11,4	24	22	5	PL710160	3000	C
1/2"	15	29	24	10	PL710200	1500	C
3/4"	16,3	30	30	15	PL710250	1000	C
1"	19,1	33	36	25	PL710320	600	C
1 1/4"	21,4	39	46	50	PL710400	300	C
1 1/2"	21,4	39	50	35	PL710500	250	C
2"	25,7	43	65	80	PL710630	150	C
2 1/2"	30,2	51	80	160	PL710750	80	C
3"	33,3	55	95	235	PL710900	50	C
4"	39,3	61	120	360	PL711100	60	B

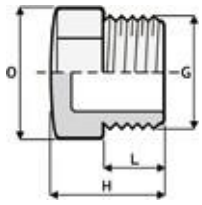

UN8

UNION WITH O-RING BOCCHETTONE CON O-RING VERSCHRAUBUNG MIT O-RING UNION AVEC O-RING ENLACE 3 PIEZAS CON O-RING

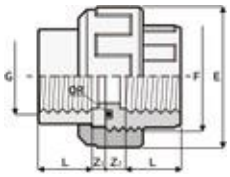

G	L	Z1	Z2	F	E	O-R	g	Pn	Ref.	Box	Master
3/8”	11,4	5,6	13,6	3/4”	34	3062	32	16	UN810160	700	C
1/2”	15	4	11	1"	42	4081	44	16	UN810200	350	C
3/4”	16,3	5,7	12,7	1 1/4”	52	4112	72	16	UN810250	200	C
1”	19,1	5,9	12,9	1 1/2”	59	4131	100	16	UN810320	140	C
1 1/4”	21,4	7,6	16,6	2"	72	6162	161	16	UN810400	80	C
1 1/2”	21,4	12,6	23,6	2 1/4”	79	6187	264	16	UN810500	50	C
2”	25,7	15,3	30,3	2 3/4”	96	6237	454	16	UN810630	30	C
2 1/2”	30,2	17,8	32,8	3 1/2”	120	6300	620	10	UN810750	15	C
3”	33,3	25,7	36,7	4”	135	6362	810	10	UN810900	12	C
4”	39,3	27,7	40,7	5”	163	6450	1350	10	UN811100	12	B

HN6

HOSE ADAPTOR PORTAGOMMA DRUCK SCHLAUCHTULLE DOUILLE ESPIGA

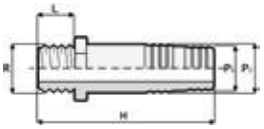

RxP1xP2	L	H	g	Ref.	Box
3/8”x16x18	11,4	58	14	HN610160	800
1/2”x20x22	15	66	19	HN610200	500
3/4”x25x27	16,3	81	30	HN610250	160
1”x30x32	19,1	97	45	HN610320	100
1 1/4”x40x42	21,4	104	85	HN610400	50
1 1/2”x50x52	21,4	111	120	HN610500	30
2”x60x64	25,7	123	180	HN610630	20

EY5

ELBOW 45° GOMITO A 45° WINKEL 45° COUDE A 45° CODO 45°

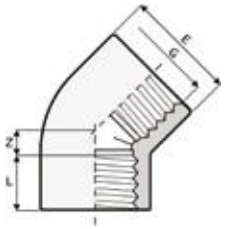

G	L	Z	E	g	Ref.	Box	Master
1/2"	15	6,5	28	18	EY510200	360	-
3/4"	16,3	8	33	24	EY510250	200	-
1"	19,1	10,5	41	45	EY510320	120	-
11/4"	21,4	15	50	68	EY510400	60	-
11/2"	21,4	21	64	154	EY510500	30	-
2"	25,7	26	75	255	EY510630	30	C
21/2"	30,2	31	90	345	EY510750	12	-
3"	33,3	39	107	625	EY510900	6	-
4"	39,3	78,7	129	835	EY511100	16	B

NU9

BACKING NUT DADO KONTERMUTTER ECROU HEXAGONAL TUERCA

R	A	K	H	g	Ref.	Pack	Box	Master
1/2”	38	28	13	11	NU910200	25	1000	C
3/4”	44	33	13,5	14	NU910250	25	750	C
1”	58	46	16	31	NU910320	25	400	C
1 1/4”	62	50	18	32	NU910400	10	300	C
1 1/2”	76	60	19	52	NU910500	10	200	C
2”	92	79	20,8	84	NU910630	10	120	C

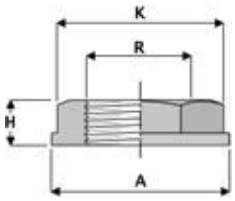

FLT

FILTER FILTRO FILTERNETZ TAMIS REJILA

G	L	H	E	g	Ref.	Box	Master
3/4”	12	55	36,5	28	FLT910250	350	C
1”	15,5	69	46,5	55	FLT910320	150	C
1 1/4”	15,5	82,5	59	100	FLT910400	-	C
1 1/2”	16	90,5	66	125	FLT910500	60	C
2”	15	108,5	81	220	FLT910630	30	C

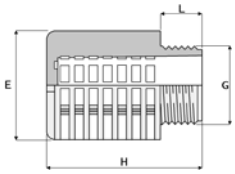

TI3

TEE 90° TI A 90° T 90° TE A 90° TE 90°

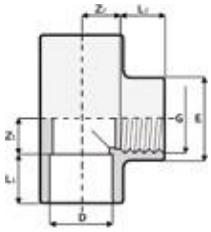

DxG	L1	L2	Z1	Z2	E	g	Ref.	Box	Master
16x3/8”	14	11,4	9	11,6	23	40	1R.TI3.16A.00	700	C
20x1/2”	16	15	12	13	28	32	1R.TI3.20B.00	400	C
25x3/4”	19	16,3	15	17	35	52	1R.TI3.25C.00	220	C
32x1”	22	19,1	18	21	43	71	1R.TI3.32D.00	120	C
40x1 1/4”	26	21,4	21	25,6	51	125	1R.TI3.40E.00	70	C
50x1 1/2”	31	21,4	26	35,6	61	200	1R.TI3.50F.00	80	B
63x2”	38	25,7	33	45,3	75	380	1R.TI3.63G.00	45	B
75x2 1/2”	44	30,2	39	52,8	89	530	1R.TI3.75H.00	30	B
90x3”	51	33,3	47	64,7	106	845	1R.TI3.90I.00	18	B
110x4”	61	39,3	61,5	83	133	1690	TIFV110400	8	B

GO3

ELBOW 90° GOMITO A 90° WINKEL 90° COUDE A 90° CODO 90°

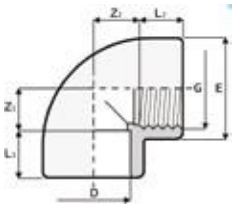

DxG	L1	L2	Z1	Z2	E	g	Ref.	Box	Master
16x3/8”	14	11,4	9	11,6	23	25	1R.GO3.16A.00	1100	C
20x1/2”	16	15	11	12	28	25	1R.GO3.20B.00	600	C
25x3/4”	19	16,3	14	17	35	40	1R.GO3.25C.00	300	C
32x1”	22	19,1	18	20,5	43	72	1R.GO3.32D.00	170	C
40x11/4"	26	21,4	22,5	27	54	125	1R.GO3.40E.00	100	C
50x11/2"	31	21,4	27	31	61	175	1R.GO3.50F.00	100	C
63x2”	38	25,7	33	46	76	320	1R.GO3.63G.00	60	B
75x2 1/2”	44	30,2	39	52,8	89	417	1R.GO3.75H.00	40	B
90x3”	51	33,3	47	64,7	106	690	1R.GO3.90I.00	25	B
110x4”	61	39,3	57	78,7	129	1035	1R.GO3.11L.00	14	B

MA3

SOCKET MANICOTTO MUFFEN MANCHON MANGUITO

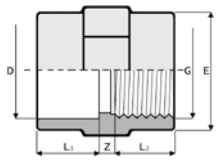

DxG	L1	L2	Z	E	g	Ref.	Box	Master
16x3/8"	14	11,4	5,5	23,5	12	1R.MA3.16A.00	1400	C
20X1/2"	16	15	4	28,5	20	1R.MA3.20B.00	900	C
25x3/4"	19	16,3	5	35	30	1R.MA3.25C.00	500	C
32x1"	22	19,1	6	43	48	1R.MA3.32D.00	300	C
40x11/4"	26	21,4	5	50	56	1R.MA3.40E.00	150	C
50x11/2"	31	21,4	8	61	102	1R.MA3.50F.00	100	C
63x2"	38	25,7	7,5	76	181	1R.MA3.63G.00	50	C
75x21/2"	44	30,2	8	89	225	1R.MA3.75H.00	75	B
90x3"	51	33,3	9	106	355	1R.MA3.90I.00	40	B
110x4"	61	39,3	10	129	555	1R.MA3.11L.00	25	B

BO3

UNION BOCCHETTONE VERSCHRAUBUNG UNION ENLACE 3 PIEZAS

DxG	L1	L2	Z1	Z2	F	E	O-R	g	Pn	Ref.	Box	Master
16x3/8"	14	11,4	3	13,6	3/4"	34	3062	31	16	1R.BO3.16A.00	700	C
20x1/2"	16	15	3	11	1"	42	4081	42	16	1R.BO3.20B.00	350	C
25x3/4"	19	16,3	3	12,7	1 1/4"	52	4112	70	16	1R.BO3.25C.00	200	C
32x1"	22	19,1	3	12,9	1 1/2"	59	4131	96	16	1R.BO3.32D.00	140	C
40x1 1/4"	26	21,4	3	16,6	2"	72	6162	155	16	1R.BO3.40E.00	80	C
50x1 1/2"	31	21,4	3	23,6	2 1/4"	79	6187	237	16	1R.BO3.50F.00	50	C
63x2"	38	25,7	3	30,3	2 3/4"	96	6237	405	16	1R.BO3.63G.00	30	C
75x2 1/2"	45	30,2	3	32,8	3 1/2"	120	6300	620	10	1R.BO3.75H.00L	15	C
90x3"	53	33,3	5	36,7	4"	135	6362	810	10	1R.BO3.90I.00L	12	C
110x4"	61	39,3	5	40,7	5"	163	6450	1350	10	1R.BO3.11L.00L	12	B

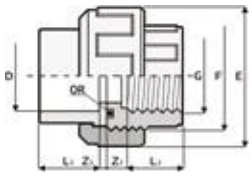

BO3SG

UNION WITH O- RING ISO/THREADED VERSION BOCCHETTONE ISO/FILETTATO CON SEDE O'RING
VERSCHRAUBUNG ISO/VERSCHRAUBT MIT O'RINGSITZ UNION ISO/FILETÉ AVEC O'RING PLACE ENLACE 3 PIEZAS ISO/ROSCADO CON SITIO O'RING

DxG	L1	L2	Z1	Z2	F	H	H1	E	O-R	g	Ref.	Box	Master
50x1"1/2	31	21,4	3	23,6	2"1/4	56,9	3,6	79	6187	237	1R.BO3.50F.00AT	50	C
63x2"	38	25,7	3	30,3	2"3/4	69,7	3,6	96	6237	405	1R.BO3.63G.00AT	30	C
75x2"1/2	45	30,2	3	32,8	3"1/2	85,6	3,6	119	6312	620	1R.BO3.75H.00LSG	15	C
90x3"	53	33,3	5	36,7	4"	98	3,6	135	6362	810	1R.BO3.90I.00LSG	12	C

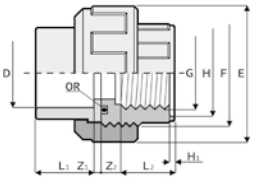

BM3

UNION MALE BOCCHETTONE MASCHIO ÜBERGANGSVERSCHRAUBUNG UNION MALE ENLACE 3 PIEZAS MACHO

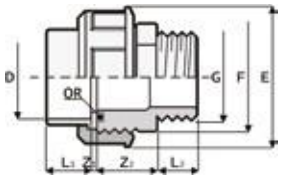

DxG	L1	L2	Z1	Z2	F	E	O-R	g	Ref.	Box	Master
50x1 1/2"	31	28	3	41	2 1/4"	79	6187	270	1R.BM3.50F.00	45	C
50x2"	31	28	3	41	2 1/4"	79	6187	258	1R.BM3.50G.00	40	C
63x2"	38	28	3	43	2 3/4"	96	6237	406	1R.BM3.63G.00	25	C

BM3c

MALE UNION WITH SHORT THREAD AND EXTERNAL O-RING BOCCHETTONE MASCHIO CON FILETTATURA CORTA E O RING ESTERNA
ÜBERGANSVERSCHRAUBUNG MIT KURZERER VERSCHRAUBUNG UND AUSSENRING
UNION MALE AVEC FILETAGE COURT ET O RING EXTERNE ENLACE 3 PIEZAS MACHO CON ROSCA CORTA Y O RING EXTERNO

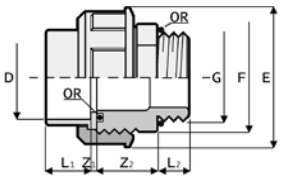

DxG	L1	L2	Z1	Z2	F	E	O-R	O-R	g	Ref.	Box	Master
50x1 1/2"	31	18	3	41	21/4"	79	6187	150	260	1R.BM3.50F.00C	45	C
63x2"	38	22	3	43	23/4"	96	6237	162	400	1R.BM3.63G.00C	25	C

AF3

FEMALE THREADED ADAPTOR ADATTATORE FILETTATO FEMMINA ÜBERGANGSMUFFENNIPPEL
MANCHON FILETÉ FEMELLE MANGUITO ROSCADO HEMBRA

DxG	L1	L2	E	Z	g	Ref.	Box	Master
16x3/8”	14	15	23	18	9	1R.AF3.16A.00	1400	C
20x1/2”	16	19	28	21	17	1R.AF3.20B.00	800	C
20x3/4”	16	18,5	34	23	23	1R.AF3.20C.00	600	C
25x1/2”	19	17	28	26,5	18,5	1R.AF3.25B.00	700	C
25x3/4”	19	18,5	34	26,5	25	1R.AF3.25C.00	500	C
25x1”	19	21,5	42	25,5	40	1R.AF3.25D.00	300	C
32x3/4”	22	18,5	34	29	29	1R.AF3.32C.00	400	C
32x1”	22	21,5	42	26	32	1R.AF3.32D.00	250	C
40x1”	26	21,5	42	33,5	45	1R.AF3.40D.00	220	C
40x1 1/4”	26	24	50,5	34	60	1R.AF3.40E.00	150	C
50x1 1/4”	31	27	50,5	36	76	1R.AF3.50E.00	120	C
50x1 1/2”	31	24	60,5	39	92	1R.AF3.50F.00	100	C
50x2”	31	28	71,5	39	120	1R.AF3.50G.00	100	C
63x1 1/2”	38	24	60,5	46,5	122,5	1R.AF3.63F.00	80	C
63x2”	38	28	71,5	46,5	131	1R.AF3.63G.00	60	C
75x2”	44	28	71,5	54	175	1R.AF3.75G.00	45	C
75x2 1/2”	44	33	88,5	56	220	1R.AF3.75H.00	35	C
75x3”	44	38	103	55	295	1R.AF3.75I.00	35	C
90x2 1/2”	51	33	88,5	63	240	1R.AF3.90H.00	25	C
90x3”	51	39	103	61	314	1R.AF3.90I.00	40	B
90x4”	51	43	129	62	449	1R.AF3.90L.00	35	B
110x3”	61	37,5	103	71,5	490	1R.AF3.11I.00	35	B
110x4”	61	43	129	73	485	1R.AF3.11L.00	30	B

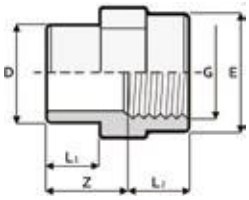

AL3

PVC ADAPTOR ADATTATORE ISO/FILETTATO ADAPTER ISO/VERSCHRAUBT ADAPTEUR ISO/FILETÉ ADAPTADOR ISO/ROSCADO

DxG	L1	L2	H	O	g	Ref.	Box	Master
50x1”1/2	32	29,9	66,8	61,7	90	1R.AL3.50F.00	100	C
63x2”	38,9	34,6	79,6	75,7	142	1R.AL3.63G.00	50	C
75x2”1/2	44	40	108,3	95	300	1R.AL3.75H.00	36	C

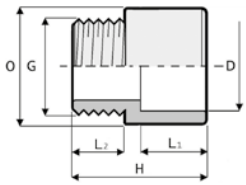

AP3

ISO/THREADED WALL ENTRY ATTACCO A PARETE ISO/FILETTATO WANDEINTRAGUNG ISO/VERSCHRAUBT
PASSE MUR ISO/FILETÉ PASAMUTO ISO/ROSCADO

D1xDxG	L	L1	L2	H	O	g	Ref.	Box	Master
40x50x1"1/2	106,4	27	30,8	148,2	54,6	150	1RAP3.40F.00	60	C
50x63x2"	99,5	32	37,7	148,2	67,6	220	1RAP3.50G.00	35	C

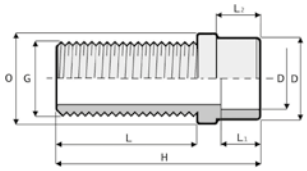

AS3

TANK CONNECTOR ATTACCO A SERBATOIO TANKVERSCHRAUBUNG RACCORD DE RESERVOIR ADAPTATOR DEPOSITO

RxdxR1	A	Ch	L	L1	L2	H	P	K	g	Ref.	Pack	Box	Master
3/4"x16x1/2"	44	33	47	15	14	60,5	3	13,5	53	1RAS3.16B.00	5	125	C
1"x20x3/4"	58	46	49	16,3	16	65	3	16	108	1RAS3.20C.00	5	90	C
1 1/4"x25x1"	62	50	52	19,1	19	70	3	18	142	1RAS3.25D.00	5	80	C
1 1/2"x32x1"	76	60	54	19,1	22	73	3	19	192	1RAS3.32D.00	5	60	C
2"x40x1 1/2"	92	79	60	21,4	26	81	3	20,8	337	1RAS3.40F.00	5	35	C

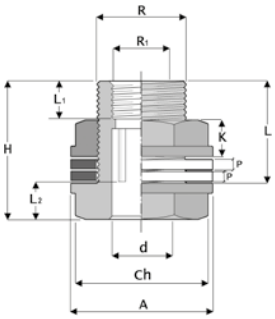

AM3

MALE THREADED ADAPTOR ADATTATORE FILETTATO MASCHIO ÜBERGANGSMUFFENNIPPEL MANCHON FILETÉ MALE MANGUITO ROSCADO MACHO

DxDxG	L1	L2	L3	H	O	g	Ref.	Box	Master
16x20x3/8”	14	16	11,4	40	24	10	1R.AM3.16A.00	1200	C
16x20x1/2”	14	16	15	43	24	15	1R.AM3.16B.00	1100	C
20x25x1/2”	16	19	15	46	30	15	1R.AM3.20B.00	700	C
20x25x3/4”	16	19	16,3	47	30	20	1R.AM3.20C.00	700	C
25x32x1/2”	19	22	15	49	36	25	1R.AM3.25B.00	450	C
25x32x3/4”	19	22	16,3	50	36	25	1R.AM3.25C.00	400	C
25x32x1”	19	22	19,1	53	36	45	1R.AM3.25D.00	400	C
32x40x3/4”	22	26	16,3	54	46	40	1R.AM3.32C.00	280	C
32x40x1”	22	26	19,1	57	46	40	1R.AM3.32D.00	250	C
32x40x1 1/4”	22	26	21,4	60	46	55	1R.AM3.32E.00	200	C
40x50x1”	26	31	19,1	64	55	70	1R.AM3.40D.00	130	C
40x50x1 1/4”	26	31	21,4	67	55	70	1R.AM3.40E.00	130	C
40x50x1 1/2”	26	31	21,4	67	55	70	1R.AM3.40F.00	130	C
50x63x1 1/4”	31	38	21,4	74	65	70	1R.AM3.50E.00	80	C
50x63x1 1/2”	31	38	21,4	74	65	115	1R.AM3.50F.00	80	C
50x63x2”	31	38	25,7	78	65	125	1R.AM3.50G.00	75	C
63x75x1 1/2”	38	44	21,4	80	80	198	1R.AM3.63F.00	70	C
63x75x2”	38	44	25,7	84	80	160	1R.AM3.63G.00	60	C
63x75x2 1/2”	38	44	30,2	91	80	195	1R.AM3.63H.00	45	C
75x90x2”	44	51	25,7	93	95	275	1R.AM3.75G.00	45	C
75x90x2 1/2”	44	51	30,2	98	95	280	1R.AM3.75H.00	45	C
75x90x3”	44	51	33,5	100	95	300	1R.AM3.75I.00	25	C
90x110x2 1/2”	51	61	30,2	108	110	370	1R.AM3.90H.00	20	C
90x110x3”	51	61	33,5	113	110	390	1R.AM3.90I.00	20	C
90x110x4”	51	61	39,2	128	128	420	1R.AM3.90L.00	30	B
110x125x3”	61	69	33,5	120	128	450	1R.AM3.11I.00	35	B
110x125x4”	61	69	39,2	126	128	500	1R.AM3.11L.00	30	B

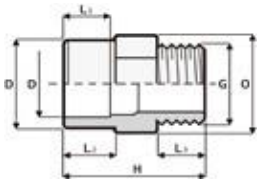

AM3SG

ISO/THREADED ADAPTER WITH O’RING SITE ADATTATORE ISO/FILETTATO CON SEDE O’RING ADAPTER ISO/VERSCHRAUBT MIT O-RINGSITZ
ADAPTEUR ISO/FILETÉ AVEC O-RING PLACE ADAPTADOR ISO/ROSCADO CON SITIO O-RING

DxDxG	L1	L2	L3	L	H	H1	F	O	g	Ref.	Box	Master
50x1”1/2x2”	32	40	34	96	53,5	2	82	55	145	1R.AM3.50GF.0SG	50	C

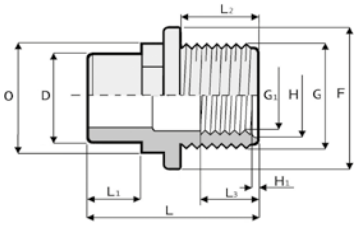

TM3

TEE 90° WITH REINFORCING RING TI A 90° CON ANELLO DI RINFORZO T 90° MIT METALLRING
TE A 90° AVEC ANNEAU DE RENFORT TE 90° CON ANILLO DE REFUERZO

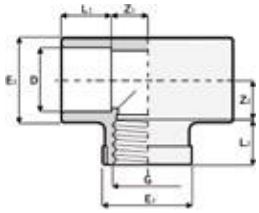

DxG	L1	L2	Z1	Z2	E1	E2	g	Ref.	Box	Master
16x3/8"	14	11,4	9	11	23,5	24,5	24	1R.TM3.16A.00	700	C
20x1/2"	16	15	12	13	28,5	29	38	1R.TM3.16A.00	400	C
25x3/4"	19	16,3	15	17	35	36	60	1R.TM3.25C.00	220	C
32X1"	22	19,1	18	21	43	44	105	1R.TM3.32D.00	130	C
40x1 1/4"	26	21,4	21	25,6	51	55	125	1R.TM3.40E.00	70	C
50x1 1/2"	31	21,4	26	35,6	61	65	200	1R.TM3.50F.00	80	B
63x2"	38	25,7	33	45,3	75	78	330	1R.TM3.63G.00	45	B

GM3

ELBOW 90° WITH REINFORCING RING GOMITO A 90° CON ANELLO DI RINFORZO WINKEL 90° MIT METALLRING
COUDE A 90° AVEC ANNEAU DE RENFORT CODO 90° CON ANILLO DE REFUERZO

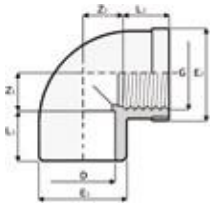

DxG	L1	L2	Z1	Z2	E1	E2	g	Ref.	Box	Master
16x3/8"	14	11,4	10	13	23,5	24,5	20	1R.GM3.16A.00	1000	C
20x1/2"	16	15	12	13	28,5	29,5	30	1R.GM3.20B.00	600	C
25x3/4"	19	16,3	14	17	35	36	48	1R.GM3.25C.00	350	C
32x1"	22	19,1	18	20,5	43	44	85	1R.GM3.32D.00	180	C
40x1 1/4"	26	21,4	22,5	27	54	55	130	1R.GM3.40E.00	100	C
50x1 1/2"	31	21,4	27	37	61	62	185	1R.GM3.50F.00	60	C
63x2"	38	25,7	33	46	76	77	345	1R.GM3.63G.00	60	B

MM3

SOCKET WITH REINFORCING RING MANICOTTO CON ANELLO DI RINFORZO MUFFEN MIT METALLRING
MANCHON AVEC ANNEAU DE RENFORT MANGUITO CON ANILLO DE REFUERZO

DxG	L1	L2	E1	E2	Z	g	Ref.	Box	Master
16x3/8"	14	11,4	23,5	24,5	5,5	14	1R.MM3.16A.00	1500	C
20x1/2"	16	15	28,5	29,5	4	23	1R.MM3.20B.00	700	C
25x3/4"	19	16,3	35	36	5	34	1R.MM3.25C.00	500	C
32x1"	22	19,1	43	44	6	53	1R.MM3.32D.00	250	C
40x1 1/4"	26	21,4	50	51	5	62	1R.MM3.40E.00	150	C
50x1 1/2"	31	21,4	61	62	8	110	1R.MM3.50F.00	100	C
63x2"	38	25,7	76	77	7,5	190	1R.MM3.63G.00	50	C

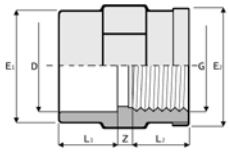

RM3

ADAPTOR WITH REINFORCING RING ADATTATORE CON ANELLO DI RINFORZO ÜBERGANGSMUFFENNIPPEL MIT METALLRING
MANCHON AVEC ANNEAU DE RENFORT MANGUITO CON ANILLO DE REFUERZO

DxG	L1	L2	E	Z	g	Ref.	Box	Master
20x1/2"	16	15	30	26	20	1R.RM3.20B.00	750	C
25x1/2"	16	19	30	29	20	1R.RM3.25B.00	650	C
25x3/4"	19	16,3	35	29	30	1R.RM3.25C.00	450	C
32x3/4"	19	22	35	32	30	1R.RM3.32C.00	400	C
32x1"	22	19,1	45	33	40	1R.RM3.32D.00	270	C
40x1"	22	20,6	45	37	50	1R.RM3.40D.00	220	C
40x1 1/4"	26	21,4	55	37	53	1R.RM3.40E.00	150	C
50x1 1/2"	31	21,4	65	42	100	1R.RM3.50F.00	100	C
50x2"	31	25,7	78	42	125	1R.RM3.50G.00	100	C
63x2"	38	25,7	78	50	140	1R.RM3.63G.00	60	C

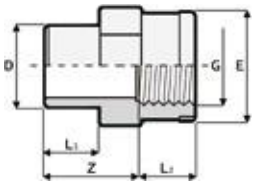

BG1

NUT FOR B01, B02 AND B03 GHIERA PER B01, B02 E B03 ÜBERWURFMUTTER FÜR B01, B02 UND B03 ECROU POUR B01, B02 ET B03 TUERCA PARA B01, B02 Y B03v

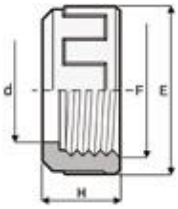

D	d	H	F	E	g	Ref.
16	22	23	3/4”	34	10	1R.BG1.160.00
20	27,6	23	1”	42	20	1R.BG1.200.00
25	36,1	25	1 1/4”	52	30	1R.BG1.250.00
32	41,6	27	1 1/2”	59	40	1R.BG1.320.00
40	53,1	30	2”	72	59	1R.BG1.400.00
50	59,1	34	2 1/4”	79	75	1R.BG1.500.00
63	74,1	38	2 3/4”	96	108	1R.BG1.630.00
75	92,7	45	3 1/2”	120	198	1R.BG1.750.00L
90	105,5	52	4”	135	278	1R.BG1.900.00L
110	129,5	59	5”	163	448	1R.BG1.110.00L

BL1

LOOSE PART FOR B01 AND B03 PEZZO FOLLE PER B01 E B03 EINLEGTEILE FUR B01 UND B03 PIECE À COLLER POUR B01 ET B03 MANGUITO ENLACE PARA B01 Y B03

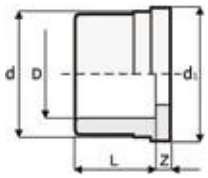

D	L	Z	d	d1	g	Ref.
16	14	3	22	24	4	1R.BL1.160.00
20	16	3	27,5	30,1	10	1R.BL1.200.00
25	19	3	36	38,8	15	1R.BL1.250.00
32	22	3	41,5	44,7	20	1R.BL1.320.00
40	26	3	53	56,5	40	1R.BL1.400.00
50	31	3	59	62,6	40	1R.BL1.500.00
63	38	3	74	78,4	75	1R.BL1.630.00
75	44	3	92,5	97	150	QBM075
90	51	5	104,8	110	190	QBM090
110	61	5	128,8	135,5	335	QBM110

BL2

LOOSE PART FOR B02 PEZZO FOLLE PER B02 EINLEGTEILE FÜR B02 PIECE FILETÉ POUR B02 MANGUITO ENLACE PARA B02

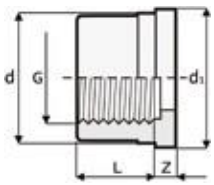

G	L	Z	d	d1	g	Ref.
3/8”	11,4	5,6	22	24	11	1R.BL2.160.00
1/2”	15	4	27,5	30,1	11	1R.BL2.200.00
3/4”	16,3	5,7	36	38,8	15	1R.BL2.250.00
1”	19,1	5,9	41,5	44,7	24	1R.BL2.320.00
1 1/4”	21,4	7,6	53	56,5	58	1R.BL2.400.00
1 1/2”	21,4	12,6	59	62,6	70	1R.BL2.500.00
2”	25,7	15,3	74	78,4	105	1R.BL2.630.00
2 1/2”	30,2	17,8	90,5	97	165	1R.BL2.750.00
3”	33,3	25,7	104,8	110	170	1R.BL2.900.00
4”	39,3	27,7	128,8	135,5	331	1R.BL2.110.00

OR

O-RING FOR B01, B02 AND B03 O-RING PER B01, B02 E B03 O-RING FÜR B01, B02 UND B03
O-RING POUR B01, B02 ET B03 O-RING PARA B01, B02 Y B03

D	I	E	S	O-R	Ref.
16	23,4	28,7	2,6	3062	OR3062E
20	20,2	27,2	3,5	4081	OR4081E
25	28,2	35,2	3,5	4112	OR4112E
32	32,9	39,9	3,5	4131	OR4131E
40	40,6	51,2	5,3	6162	OR6162E
50	47	57,6	5,3	6187	OR6187E
63	60,4	71	5,3	6237	OR6237E
75	75,6	86,2	5,3	6300	OR6300E
90	91,4	102	5,3	6362	OR6362E
110	113,7	124,3	5,3	6450	OR6450E

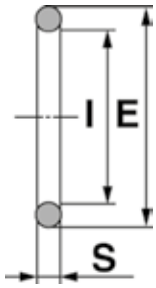

> QHV

FLAT GASKET FOR QR1 GUARNIZIONE PIANA PER QR1 FLACHDICHTUNG FÜR QR1 JOINT PLAT POUR QR1 JUNTA PLANA PARA QR1

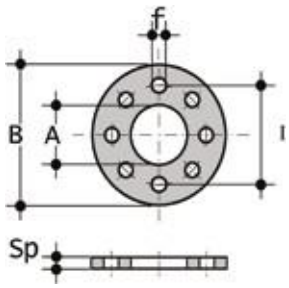

> Fig. Y

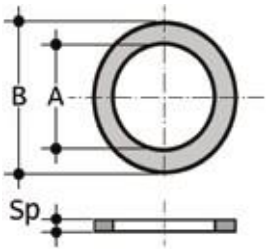

> Fig. X

D	A	B	I	Sp	f	Ref.	Fig.
20	20	32	–	2	–	QHVX020E	X
25	25	39	–	2	–	QHVX025E	X
32	32	48	–	2	–	QHVX032E	X
40	40	59	–	2	–	QHVX040E	X
50	50	71	–	2	–	QHVX050E	X
63	63	88	–	2	–	QHVX063E	X
75	75	104	–	2	–	QHVX075E	X
90	90	123	–	2	–	QHVX090E	X
110	110	148	–	3	–	QHVX110E	X
125	125	167	–	3	–	QHVX125E	X
140	140	186	–	3	–	QHVX140E	X
160	160	211	–	3	–	QHVX160E	X
200	200	252	–	4	–	QHVX200E	X
225	225	270	–	4	–	QHVX225E	X
250	250	305	–	4	–	QHVX250E	X
280	265	395	350	4	12Ø22	QHVY280E	Y
315	290	462	400	4	12Ø22	QHVY315E	Y

TBF Raccordi è un marchio di T.B.F. srl
Stabilimento: Via Donizetti, 9/o- 20090 – Assago (MI) – Italia
Tel. +39 02 4882614 - Fax +39 02 4880181
info@tbf.it - www.tbf.it